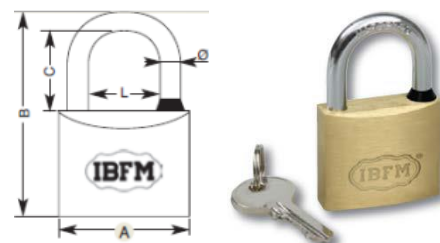




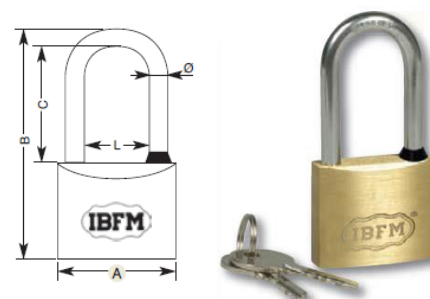
**Corpo em Latão Extrudido**  
**Arco de Aço Endurecido**  
**Sistema de Duplo Engate**  
**Molas de Aço Inoxidável AISI304**  
**2 Chaves**

Ref	A	B	C	Ø	L	
2220	20m/m	35m/m	13m/m	3,5m/m	10m/m	12
2225	25m/m	43m/m	15m/m	4m/m	12m/m	12
2230	30m/m	50m/m	16m/m	5m/m	15m/m	12
2240	40m/m	62m/m	23m/m	6m/m	22m/m	12
2250	50m/m	78m/m	30m/m	8m/m	27m/m	12
2260	60m/m	90m/m	37m/m	9m/m	32m/m	6



**Corpo em Latão Extrudido**  
**Arco de Aço Endurecido**  
**Sistema de Duplo Engate**  
**Molas de Aço Inoxidável AISI304**  
**2 Chaves**

Ref	A	B	C	Ø	L	
2230LS	30m/m	66m/m	32m/m	5m/m	15m/m	12
2240LS	40m/m	82m/m	41m/m	6m/m	22m/m	12
2250LS	50m/m	103m/m	56m/m	8m/m	27m/m	12




**Corpo em Aço Inoxidável**  
**Arco em Aço Inoxidável**  
**Molas de Aço Inoxidável**  
**2 Chaves**

Ref	A	B <sub>1</sub>	C	Ø	L	
9930	30m/m	50m/m	16m/m	5m/m	15m/m	12
9940	40m/m	61m/m	22m/m	6m/m	22m/m	12
9950	50m/m	77m/m	28m/m	8m/m	27m/m	12



**Corpo em Latão Extrudido**  
**Arco de Aço Endurecido**  
**Sistema de Duplo Engate**  
**Molas de Aço Inoxidável AISI304**  
**2 Chaves**

Ref	A	B	C	Ø	E	
9850	50m/m	38m/m	15m/m	8m/m	15m/m	6
9865	65m/m	43m/m	21m/m	10m/m	16m/m	6
9875	76m/m	48m/m	24m/m	11m/m	18m/m	6

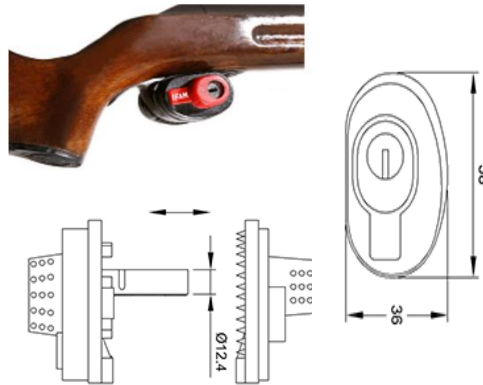




**Aloquetes de  
Alta Segurança  
Made in Italy**

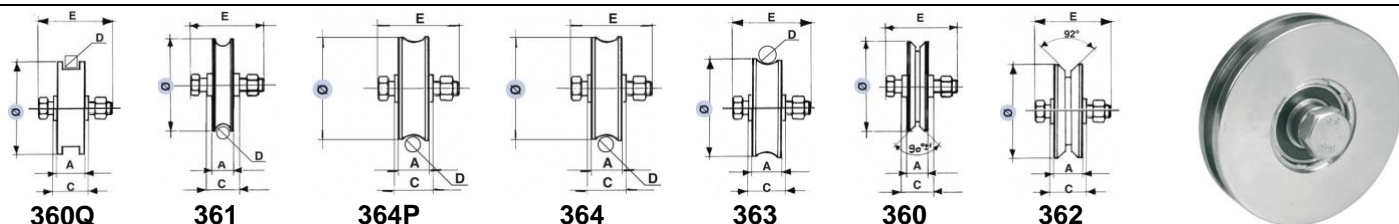
Corpo em Fundição Injetada  
Chave com Led Luminoso  
Cobertura Plástica de Proteção

Ref
Gun Lock





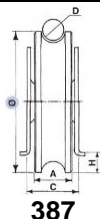
**RODAS**



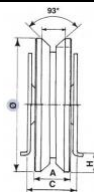
Ref	Ø m/m	A m/m	C m/m	E m/m	D m/m	Peso Suport. 2 Rodas Kg	Nº de Rolamentos	
360060Q	60	17	24	10x45	8	200	1	10
360080Q	80	20	33	14x60	8	300	1	10
360100Q	100	20	33	14x60	8	400	1	6
361050	50	17	19	10x45	8	60	1	10
361060	60	17	24	10x45	12	200	1	10
364080P	80	22	33	14x60	16	300	1	6
364100P	100	22	33	14x60	16	400	1	6
364080	80	25	33	14x60	20	300	1	6
364100	100	25	33	14x60	20	400	1	6
364120	120	25	33	14x60	20	400	1	6
364140	140	26	43	16x70	20	600	1	4
364160	160	26	43	16x70	20	700	1	4
364200	200	26	43	16x70	20	700	1	4
363100	100	30	44	14x70	20	700	2	6
363120	120	30	44	14x70	20	900	2	6
363140	140	32	44	16x70	20	1,000	2	4
363160	160	32	44	16x70	20	1,200	2	4
363200	200	32	44	16x70	20	1,300	2	4
360050	50	17	19	10x45		60	1	10
360060	60	17	24	10x45		200	1	10
360070	70	20	24	14x60		300	1	10
360080	80	20	33	14x60		300	1	10
360090	90	20	33	14x60		300	1	10
360100	100	20	33	14x60		400	1	6
360120	120	20	33	14x60		400	1	6
360140	140	26	44	16x70		600	1	4
360160	160	26	44	16x70		700	1	4
360200	200	26	44	16x70		700	1	4
362100	100	30	44	14x70		700	2	6
362120	120	30	44	14x70		900	2	6
362140	140	32	44	16x70		1,000	2	4
362160	160	32	44	16x70		1,200	2	4
362200	200	32	44	16x70		1,300	2	4



**RODAS COM SUPORTE**



387



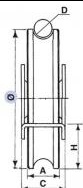
388



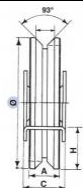
Ref	Ø m/m	A m/m	C m/m	H m/m	D m/m	Peso Suport. 2 Rodas Kg	Nº de Rolamentos	
387060	60	17	23	11	12	150	1	10
387080P	80	22	33	15	16	300	1	10
387100P	100	22	33	25	16	350	1	6
387080L	80	25	34	15	20	300	1	10
387100L	100	25	34	25	20	350	1	6
387120L	120	25	34	18	20	400	1	6
387140L	140	25	34	28	20	600	1	4
387100A	100	30	44	25	20	500	2	6
387120A	120	30	44	18	20	700	2	6
387140A	140	30	44	28	20	800	2	4
388060	60	17	23	11		150	1	10
388080	80	20	33	15		300	1	10
388100	100	20	33	25		350	1	6
388120	120	20	33	18		400	1	6
388140	140	25	34	28		600	1	4
388100A	100	30	44	25		500	2	6
388120A	120	30	44	18		700	2	6
388140A	140	30	44	28		800	2	4



**RODAS COM SUPORTE DE APARAFUSAR**



392/992



393/993



Ref	Ø m/m	A m/m	C m/m	H m/m	D m/m	Peso Suport. 2 Rodas Kg	Nº de Rolamentos	
392080P	80	22	33	25	16	250	1	10
392100P	100	22	33	35	16	300	1	6
392080L	80	25	34	25	20	250	1	10
392100L	100	25	34	35	20	300	1	6
392120L	120	25	34	39	20	400	1	6
392140L	140	25	34	49	20	600	1	4
392100A	100	25	34	35	20	500	2	6
393080	80	20	33	25		250	1	10
393100	100	20	33	35		300	1	6
393120	120	20	34	39		400	1	6
393140	140	25	34	49		600	1	4